










(P1-Q1) Membership is important to the success of the FCES PTSA. Are you a PTSA member?

		(Count)	(Percent)
Yes		87	82.08%
No		19	17.92%

Total Answered Question:106

Total Skipped Question:0

(P1-Q2) If you are not a PTSA Member, what deterred you from joining? (check all that apply)

		(Count)	(Percent)
Financial reasons		3	5.56%
Give support in other areas		4	7.41%
Unaware of how to become a PTSA member		2	3.70%
Do not know why I should become a member		4	7.41%
Not interested		3	5.56%
I am already a PTSA member		34	62.96%
Other (please specify)		9	16.67%

Total Answered Question:54

Total Skipped Question:52

(P2-Q3) Rate your desire for the following PTSA events to continue next school year.

	Definitely Continue [1]	Do Not Continue [2]	Neutral [3]	Not familiar with event [4]	Average Rating	Count
--	-------------------------	---------------------	-------------	-----------------------------	----------------	-------

Walk-A-Thon	88.78% (87)	1.02% (1)	10.20% (10)	0.00% (0)	1.21	98
Book Fair	87.63% (85)	0.00% (0)	11.34% (11)	1.03% (1)	1.26	97
Science Fair	77.55% (76)	1.02% (1)	14.29% (14)	7.14% (7)	1.51	98
Family Dinner w/ Book Fair	37.50% (36)	9.38% (9)	51.04% (49)	2.08% (2)	2.18	96
Spring Raffle	41.84% (41)	4.08% (4)	38.78% (38)	15.31% (15)	2.28	98
Spelling Bee	60.64% (57)	2.13% (2)	30.85% (29)	6.38% (6)	1.83	94

Total Answered Question:98





Total Skipped Question:8

(P2-Q4) Which of the following other PTSA programs are you familiar with?


	Yes	No	Count
Sahara Pizza Night	95.83% (92)	4.17% (4)	96
Spirit Wear	91.84% (90)	8.16% (8)	98
Yearbook	90.82% (89)	9.18% (9)	98
Turkey Trot	65.22% (60)	34.78% (32)	92
Reading Hall of Fame	98.97% (96)	1.03% (1)	97
Reading Buddies	92.71% (89)	7.29% (7)	96
Hug Buckets	23.66% (22)	76.34% (71)	93
Safety Committee	50.54% (47)	49.46% (46)	93
Literacy for Life	48.39% (45)	51.61% (48)	93
Kindergarten Koffee	63.74% (58)	36.26% (33)	91

Popsicle Social	83.51% (81)	16.49% (16)	97
Parent Play Days	98.97% (96)	1.03% (1)	97
Art in Action	71.88% (69)	28.12% (27)	96
Reflections	78.35% (76)	21.65% (21)	97
Food Drive	96.91% (94)	3.09% (3)	97
Watch DOGS	95.83% (92)	4.17% (4)	96
Total Answered Question:98			
Total Skipped Question:8			

(P2-Q5) Based on the number of events the PTSA has sponsored this school year, what is your opinion on the total quantity of events for FCES?

		(Count)	(Percent)
The PTSA tried to do too many events.		4	4.08%
The PTSA did the right amount of events.		70	71.43%
The PTSA did not do enough events.		4	4.08%
I have no opinion on the number of events the PTSA should do.		20	20.41%
Total Answered Question:98			
Total Skipped Question:8			

(P2-Q6) What event would you like to see at FCES that the PTSA does not currently have?

		(Count)	(Percent)
Comment		23	100.00%
Total Answered Question:23			
Total Skipped Question:83			

(P2-Q7) FCES has several after school programs facilitated by third parties. These are not PTSA sponsored programs, but a representative of PTSA helps coordinate the scheduling and paperwork with FCES. Of the current after school programs, which does your child currently participate in?




	Yes [1]	No [2]	Average Rating	Count
Beginning Strings	10.11% (9)	89.89% (80)	1.90	89
Jet's Gymnastics Express	13.33% (12)	86.67% (78)	1.87	90
Lego Jr. Engineers	12.64% (11)	87.36% (76)	1.87	87
Sponge Mandarin	2.38% (2)	97.62% (82)	1.98	84
Small Hands on Art	14.77% (13)	85.23% (75)	1.85	88
			Other (please specify)	7

Total Answered Question:98

Total Skipped Question:8

Page 3: Volunteering

(P3-Q8) If you volunteered at a PTSA sponsored event this year, how would you rate your overall experience? (check all that apply)

		(Count)	(Percent)
I enjoyed it		51	53.68%
I did not enjoy it		0	0.00%
I felt appreciated		9	9.47%
I did not feel appreciated		0	0.00%
I did not volunteer at any PTSA sponsored events this year		35	36.84%

Total Answered Question:95

Total Skipped Question:11

(P3-Q9) If you did not have a positive experience, what would have made the situation more enjoyable for you?

		(Count)	(Percent)
Comment		5	100.00%

Total Answered Question:5

Total Skipped Question:101

(P3-Q10) What would encourage you to volunteer for, or join a PTSA committee?

		(Count)	(Percent)
Comment		32	100.00%

Total Answered Question:32

Total Skipped Question:74

Page 4: PTSA Funds and Fundraising

(P4-Q11) Are you aware of how much money was raised by the PTSA this school year and where it was spent?

		(Count)	(Percent)
Yes, I am aware.		41	43.62%
No, I am not familiar.		53	56.38%

Total Answered Question:94

Total Skipped Question:12

(P4-Q12) If the PTSA had "extra" unbudgeted funds to spend for Fall City Elementary, what level of importance would you place on the following initiatives?





	Very Important [1]	Somewhat Important [2]	Neutral [3]	Not Important [4]	Average Rating	Count
--	-----------------------	---------------------------	----------------	----------------------	----------------	-------

Math Differentiation Program for high and low ability children	61.96% (57)	26.09% (24)	10.87% (10)	1.09% (1)	1.51	92
Spanish Program	25.00% (23)	36.96% (34)	29.35% (27)	8.70% (8)	2.22	92
Security Upgrades	39.78% (37)	43.01% (40)	13.98% (13)	3.23% (3)	1.81	93
Community/Family Events	26.37% (24)	43.96% (40)	23.08% (21)	6.59% (6)	2.10	91
Digital Reader Board for outside FCES the building	8.70% (8)	28.26% (26)	28.26% (26)	34.78% (32)	2.89	92
Technology Enhancements	60.44% (55)	32.97% (30)	6.59% (6)	0.00% (0)	1.46	91
Save funds for future years	23.08% (21)	37.36% (34)	28.57% (26)	10.99% (10)	2.27	91
				Other (please specify)		3

Total Answered Question:94

Total Skipped Question:12









(P4-Q13) The PTSA is considering the establishment of a Special Projects Fund with the 2015 Spring Fundraiser. Which of the following projects would you be most interested in supporting at FCES?

		(Count)	(Percent)
Multi-Year Enrichment Programs not currently funded		47	50.00%
Capital Improvement Projects		19	20.21%
Micro Technology Enhancements		25	26.60%
Other (please specify)		3	3.19%

Total Answered Question:94

Total Skipped Question:12






**(P5-Q14) Which forums do you prefer utilizing to receive information about the PTSA and its various programs and sponsored events?
(Please check all that apply)**

		(Count)	(Percent)
PTSA Section in Friday Folder		65	70.65%
Email from the PTSA		74	80.43%
PTSA Website		31	33.70%
Email from teachers		45	48.91%
Printed material in your child's backpack		27	29.35%
FCES PTSA Bulletin Boards		4	4.35%
I don't like receiving information on PTSA programs/events		1	1.09%
Other (please specify)		0	0.00%

Total Answered Question:92

Total Skipped Question:14








(P5-Q15) PTSA General Meetings are held every other month. How many were you able to attend this year?

		(Count)	(Percent)
None		59	64.13%
1		11	11.96%
2		11	11.96%
3 or more		8	8.70%
Unaware of meeting		5	5.43%

Total Answered Question:92

Total Skipped Question:14

(P5-Q16) What would you be interested in hearing about at the General Membership meetings next school year?

		(Count)	(Percent)
Proposed Legislation		25	27.17%
Changes in SVSD		60	65.22%
Parent education seminars		44	47.83%
Common Core standards		36	39.13%
Student demonstrations		19	20.65%
Faculty led discussions		27	29.35%
Other (please specify)		4	4.35%

Total Answered Question:92

Total Skipped Question:14


(P6-Q17) Based on everything you know about the FCES PTSA, what would you like to see the PTSA do, in addition to, instead of, or differently, to help students and parents have a positive experience at FCES?







		(Count)	(Percent)
Comment		19	100.00%

Total Answered Question:19

Total Skipped Question:87

(P6-Q18) For demographic purposes, what grade(s) are your children currently in at FCES? (Please check all that apply)

		(Count)	(Percent)
Kindergarten		26	28.89%

1st Grade		18	20.00%
2nd Grade		18	20.00%
3rd Grade		26	28.89%
4th Grade		20	22.22%
5th Grade		11	12.22%
No current children at FCES		2	2.22%

Total Answered Question:90

Total Skipped Question:16